





AUTUMN TERM



Quality Text						
Key writing outcome	Fiction- setting description	Non-fiction- diary	Non-fiction- bravery award speech	Non-fiction- Newspaper report	Non-fiction- a letter	Poetry
Purpose for writing	To describe	To recount	To recount and inform	To inform	To inform	To express thoughts/feelings/emotions

UKS2 YEAR 5 AND 6

ENGLISH NATIONAL CURRICULUM CONTINUOUS LEARNING

SPELLING	HANDWRITING	WRITING COMPOSITION	VOCABULARY, GRAMMAR AND PUNCTUATION
<p>Also taught discreetly</p> <p>(see English Appendix 1)</p> <p>Pupils should be taught to:</p> <ul style="list-style-type: none"> use further prefixes and suffixes and understand the guidance for adding them spell some words with 'silent' letters [for example, knight, psalm, solemn] continue to distinguish between homophones and other words which are often confused use knowledge of morphology and etymology in spelling and understand that the spelling of some words needs to be learnt specifically, as listed in English Appendix 1 use dictionaries to check the spelling and meaning of words use the first three or four letters of a word to check spelling, meaning or both of these in a dictionary use a thesaurus. 	<p>Pupils should be taught to:</p> <ul style="list-style-type: none"> write legibly, fluently and with increasing speed by: choosing which shape of a letter to use when given choices and deciding whether or not to join specific letters choosing the writing implement that is best suited for a task. 	<p>Pupils should be taught to:</p> <ul style="list-style-type: none"> plan their writing by: identifying the audience for and purpose of the writing, selecting the appropriate form and using other similar writing as models for their own noting and developing initial ideas, drawing on reading and research where necessary in writing narratives, considering how authors have developed characters and settings in what pupils have read, listened to or seen performed draft and write by: selecting appropriate grammar and vocabulary, understanding how such choices can change and enhance meaning in narratives, describing settings, characters and atmosphere and integrating dialogue to convey character and advance the action précising longer passages using a wide range of devices to build cohesion within and across paragraphs using further organisational and presentational devices to structure text and to guide the reader [for example, headings, bullet points, underlining] evaluate and edit by: assessing the effectiveness of their own and others' writing proposing changes to vocabulary, grammar and punctuation to enhance effects and clarify meaning ensuring the consistent and correct use of tense throughout a piece of writing ensuring correct subject and verb agreement when using singular and plural, distinguishing between the language of speech and writing and choosing the appropriate register proof-read for spelling and punctuation errors perform their own compositions, using appropriate intonation, volume, and movement so that meaning is clear 	<p>Also taught discreetly</p> <p>Pupils should be taught to:</p> <ul style="list-style-type: none"> develop their understanding of the concepts set out in English Appendix 2 by: recognising vocabulary and structures that are appropriate for formal speech and writing, including subjunctive forms using passive verbs to affect the presentation of information in a sentence using the perfect form of verbs to mark relationships of time and cause using expanded noun phrases to convey complicated information concisely using modal verbs or adverbs to indicate degrees of possibility using relative clauses beginning with who, which, where, when, whose, that or with an implied (i.e. omitted) relative pronoun learning the grammar for years 5 and 6 in English Appendix 2 indicate grammatical and other features by: using commas to clarify meaning or avoid ambiguity in writing using hyphens to avoid ambiguity using brackets, dashes or commas to indicate parenthesis using semi-colons, colons or dashes to mark boundaries between independent clauses using a colon to introduce a list punctuating bullet points consistently use and understand the grammatical terminology in English Appendix 2 accurately and appropriately in discussing their writing and reading.

SPRING TERM



Quality Text				
Key writing outcome	Fiction- adventure narrative	Fiction- character description	Fiction- narrative with dialogue	Non-fiction- biography
Purpose for writing	To entertain	To describe	To narrate	To inform

UKS2 YEAR 5 AND 6

ENGLISH NATIONAL CURRICULUM CONTINUOUS LEARNING

SPELLING <i>Also taught discreetly</i>	HANDWRITING	WRITING COMPOSITION	VOCABULARY, GRAMMAR AND PUNCTUATION <i>Also taught discreetly</i>
<p>(see English Appendix 1) Pupils should be taught to:</p> <ul style="list-style-type: none"> use further prefixes and suffixes and understand the guidance for adding them spell some words with 'silent' letters [for example, knight, psalm, solemn] continue to distinguish between homophones and other words which are often confused use knowledge of morphology and etymology in spelling and understand that the spelling of some words needs to be learnt specifically, as listed in English Appendix 1 use dictionaries to check the spelling and meaning of words use the first three or four letters of a word to check spelling, meaning or both of these in a dictionary use a thesaurus. 	<p>Pupils should be taught to:</p> <ul style="list-style-type: none"> write legibly, fluently and with increasing speed by: choosing which shape of a letter to use when given choices and deciding whether or not to join specific letters choosing the writing implement that is best suited for a task. 	<p>Pupils should be taught to:</p> <ul style="list-style-type: none"> plan their writing by: identifying the audience for and purpose of the writing, selecting the appropriate form and using other similar writing as models for their own noting and developing initial ideas, drawing on reading and research where necessary in writing narratives, considering how authors have developed characters and settings in what pupils have read, listened to or seen performed draft and write by: selecting appropriate grammar and vocabulary, understanding how such choices can change and enhance meaning in narratives, describing settings, characters and atmosphere and integrating dialogue to convey character and advance the action precising longer passages using a wide range of devices to build cohesion within and across paragraphs using further organisational and presentational devices to structure text and to guide the reader [for example, headings, bullet points, underlining] evaluate and edit by: assessing the effectiveness of their own and others' writing proposing changes to vocabulary, grammar and punctuation to enhance effects and clarify meaning ensuring the consistent and correct use of tense throughout a piece of writing ensuring correct subject and verb agreement when using singular and plural, distinguishing between the language of speech and writing and choosing the appropriate register proof-read for spelling and punctuation errors perform their own compositions, using appropriate intonation, volume, and movement so that meaning is clear 	<p>Pupils should be taught to:</p> <ul style="list-style-type: none"> develop their understanding of the concepts set out in English Appendix 2 by: recognising vocabulary and structures that are appropriate for formal speech and writing, including subjunctive forms using passive verbs to affect the presentation of information in a sentence using the perfect form of verbs to mark relationships of time and cause using expanded noun phrases to convey complicated information concisely using modal verbs or adverbs to indicate degrees of possibility using relative clauses beginning with who, which, where, when, whose, that or with an implied (i.e. omitted) relative pronoun learning the grammar for years 5 and 6 in English Appendix 2 indicate grammatical and other features by: using commas to clarify meaning or avoid ambiguity in writing using hyphens to avoid ambiguity using brackets, dashes or commas to indicate parenthesis using semi-colons, colons or dashes to mark boundaries between independent clauses using a colon to introduce a list punctuating bullet points consistently use and understand the grammatical terminology in English Appendix 2 accurately and appropriately in discussing their writing and reading.

SUMMER TERM

Quality Text				
Key writing outcome	Fiction- endurance narrative	Non-fiction magazine article	Fiction- setting description	Fiction- recount
Purpose for writing	To narrate	To argue and persuade	To describe	To recount

UKS2 YEAR 5 AND 6

ENGLISH NATIONAL CURRICULUM CONTINUOUS LEARNING

SPELLING <i>Also taught discreetly</i>	HANDWRITING	WRITING COMPOSITION	VOCABULARY, GRAMMAR AND PUNCTUATION <i>Also taught discreetly</i>
<p>(see English Appendix 1) Pupils should be taught to:</p> <ul style="list-style-type: none"> use further prefixes and suffixes and understand the guidance for adding them spell some words with 'silent' letters [for example, knight, psalm, solemn] continue to distinguish between homophones and other words which are often confused use knowledge of morphology and etymology in spelling and understand that the spelling of some words needs to be learnt specifically, as listed in English Appendix 1 use dictionaries to check the spelling and meaning of words use the first three or four letters of a word to check spelling, meaning or both of these in a dictionary use a thesaurus. 	<p>Pupils should be taught to:</p> <ul style="list-style-type: none"> write legibly, fluently and with increasing speed by: choosing which shape of a letter to use when given choices and deciding whether or not to join specific letters choosing the writing implement that is best suited for a task. 	<p>Pupils should be taught to:</p> <ul style="list-style-type: none"> plan their writing by: identifying the audience for and purpose of the writing, selecting the appropriate form and using other similar writing as models for their own noting and developing initial ideas, drawing on reading and research where necessary in writing narratives, considering how authors have developed characters and settings in what pupils have read, listened to or seen performed draft and write by: selecting appropriate grammar and vocabulary, understanding how such choices can change and enhance meaning in narratives, describing settings, characters and atmosphere and integrating dialogue to convey character and advance the action precising longer passages using a wide range of devices to build cohesion within and across paragraphs using further organisational and presentational devices to structure text and to guide the reader [for example, headings, bullet points, underlining] evaluate and edit by: assessing the effectiveness of their own and others' writing proposing changes to vocabulary, grammar and punctuation to enhance effects and clarify meaning ensuring the consistent and correct use of tense throughout a piece of writing ensuring correct subject and verb agreement when using singular and plural, distinguishing between the language of speech and writing and choosing the appropriate register proof-read for spelling and punctuation errors perform their own compositions, using appropriate intonation, volume, and movement so that meaning is clear 	<p>Pupils should be taught to:</p> <ul style="list-style-type: none"> develop their understanding of the concepts set out in English Appendix 2 by: recognising vocabulary and structures that are appropriate for formal speech and writing, including subjunctive forms using passive verbs to affect the presentation of information in a sentence using the perfect form of verbs to mark relationships of time and cause using expanded noun phrases to convey complicated information concisely using modal verbs or adverbs to indicate degrees of possibility using relative clauses beginning with who, which, where, when, whose, that or with an implied (i.e. omitted) relative pronoun learning the grammar for years 5 and 6 in English Appendix 2 indicate grammatical and other features by: using commas to clarify meaning or avoid ambiguity in writing using hyphens to avoid ambiguity using brackets, dashes or commas to indicate parenthesis using semi-colons, colons or dashes to mark boundaries between independent clauses using a colon to introduce a list punctuating bullet points consistently use and understand the grammatical terminology in English Appendix 2 accurately and appropriately in discussing their writing and reading.

