

Year N

Explore how things work for example; making snips in paper, pushing cars, knocking towers down, building towers.



Learn to construct with a purpose in mind Building enclosures, models



Select their own materials and resources Use small tools safely Threading beads




Year R

Food Smoothie making

Structures A house for the 3 little pigs

Design & Technology Curriculum EYFS and KS1

Mechanisms Construction- 'Moving Pictures'



Food Nutrition and Cooking Eat more fruit and vegetables

Year 1



Begin to talk about changes made during the making process



Moving pictures Use the language of designing and making e.g. join, shape and build




Textiles Making puppets

WE STRIVE TO DO OUR BEST



Year 2

Food Nutrition and Cooking- wraps 'A balanced diet'




Mechanisms Wheels and axels 'Making Fire Engines'



Structures Building a garage



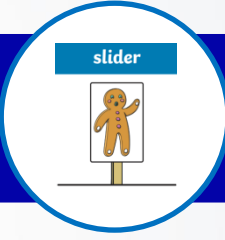


Year 3

Food Nutrition and Cooking 'Eating seasonally'



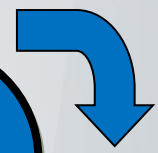
Mechanical Systems Levers and linkages- 'story books'



Textiles Purse 'money containers'



Year 4



Design & Technology Curriculum KS2

Food Nutrition and Cooking biscuits 'Adapting a recipe'



Year 5



Food Nutrition and Cooking 'What could be healthier?'



Structures Shell structure- biscuit box



Electrical Systems Alarm to protect an animal

Mechanical Systems Moving toy (CAM system)




WE STRIVE TO DO OUR BEST

Textiles Phone Cases



Year 6

Food Nutrition and Cooking- 'come dine with me'



Electrical Systems Steady Hand Game



Structures

